


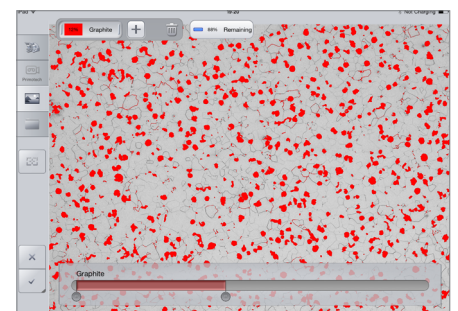


ZEISS Matscope

The Imaging App for Materials Applications



Use Matscope to measure and annotate your images



Determine graphite content in cast iron with Matscope's Multiphase measurements function

Highlights

With Matscope you transform your ZEISS microscope into a professional imaging tool that lets you do quantitative analysis of your samples in an intuitive way.

- Watch the real-time live image and easily switch between any microscope in your network
- Annotate, measure and process your images with a large set of tools
- Snap high-resolution images with shading correction and Enhanced Depth of Field
- Exchange images and customizable reports via shared network folder or by e-mail
- Compare images side-by-side and save in CZI, TIF or JPG format including metadata
- Measure PCB layer thickness, Multiphase, Particles, Porosity and Grain sizes according to ASTM E112, ISO 643 or GB/T 6394-2002 with the easy to use application-specific measurement package

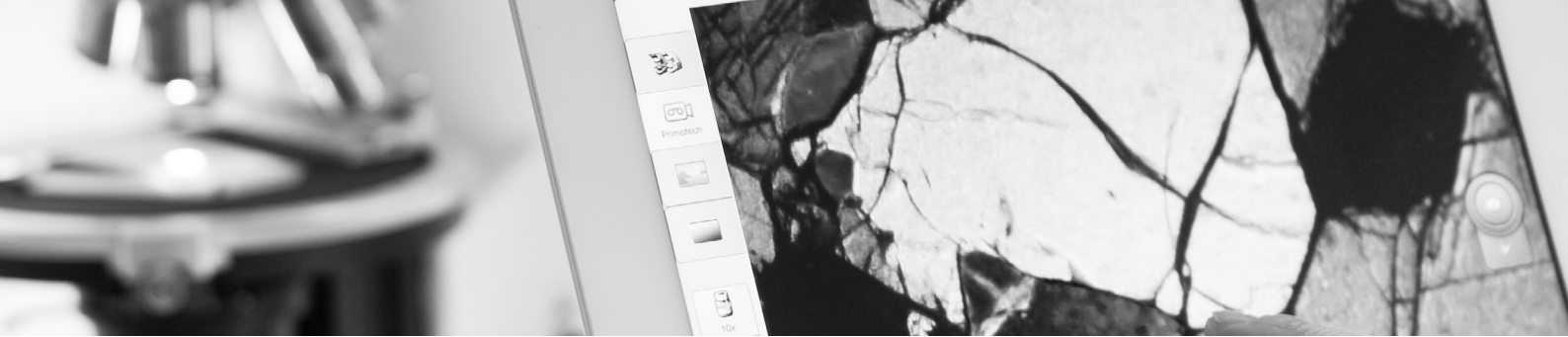
How to Download

Matscope is a FREE app available on the App Store for iPad devices. Download Matscope and test it with the built-in virtual microscope.



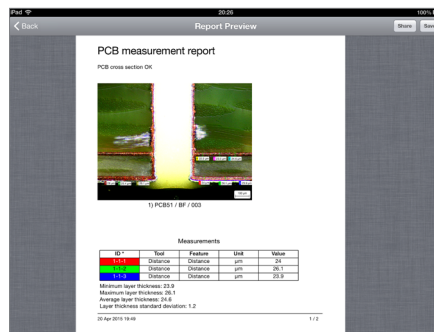


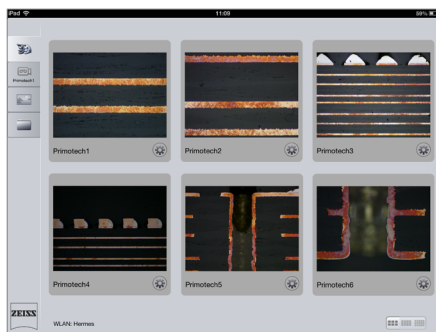
Note: Some of the described highlights are only available in conjunction with ZEISS Primotech





ZEISS Matscope

The Imaging App for Materials Applications



Special Features:

- Acquire single images and video from one easy-to-use application
- Retain magnification for automatic scaling and measurement
- Measure and annotate images
- Create reports with measurement tables and diagrams
- Seamlessly integrate Matscope into your network: Images can automatically be stored on a shared network folder
- Keep your image data organized through sophisticated metadata-based file name templates

Suitable Applications:

- Routine inspections and failure analysis of:
 - Metals, plastics, ceramics, minerals and composite materials
 - Fibers, powders, textiles, paper
 - Printed circuit boards and electronics
- Food/beverage control
- Forensics
- Education and training (digital classroom)
- Presentation of microscopically small products

Note: Matscope is intended for use in materials inspection - not for clinical and in-vitro diagnostics

Application Information:

Seller	Carl Zeiss AG
Category	Productivity
Compatibility	iPad 2 or later; requires iOS 6.0 or later
Compatible ZEISS Imaging Devices	Primotech; Stemi 305 cam
Languages	English, Czech, French, German, Italian, Japanese, Korean, Polish, Portuguese, Russian, Simplified Chinese, Spanish



microscopy@zeiss.com
 www.zeiss.com/matscope

